

Test Execution



(c) 2007 Mauro Pezzè & Michal Young

Ch 17, slide 1

Learning objectives

- Appreciate the purpose of test automation
 - Factoring repetitive, mechanical tasks from creative, human design tasks in testing
- Recognize main kinds and components of test scaffolding
- Understand some key dimensions in test automation design
 - Design for testability: Controllability and observability
 - Degrees of generality in drivers and stubs
 - Comparison-based oracles and self-checks



(c) 2007 Mauro Pezzè & Michal Young

Ch 17, slide 2

Automating Test Execution

- Designing test cases and test suites is creative
 - Like any design activity: A demanding intellectual activity, requiring human judgment
- Executing test cases should be automatic
 - Design once, execute many times
- Test automation separates the creative human process from the mechanical process of test execution



(c) 2007 Mauro Pezzè & Michal Young

Ch 17, slide 3

Generation: From Test Case Specifications to Test Cases

- Test design often yields test case specifications, rather than concrete data
 - Ex: “a large positive number”, not 420023
 - Ex: “a sorted sequence, length > 2”, not “Alpha, Beta, Chi, Omega”
- Other details for execution may be omitted
- Generation creates concrete, executable test cases from test case specifications



(c) 2007 Mauro Pezzè & Michal Young

Ch 17, slide 4

Example Tool Chain for Test Case Generation & Execution



- We could combine ...
 - A combinatorial test case generation (like `genpairs.py`) to create test data
 - Optional: Constraint-based data generator to “concretize” individual values, e.g., from “positive integer” to 42
 - DDSteps to convert from spreadsheet data to JUnit test cases
 - JUnit to execute concrete test cases
- Many other tool chains are possible ...
 - depending on application domain



Photo: (c) Scott Robinson (clearlyambiguous on Flickr), creative commons attribution license slide 5

Scaffolding



- Code produced to support development activities (especially testing)
 - Not part of the “product” as seen by the end user
 - May be temporary (like scaffolding in construction of buildings)
- Includes
 - Test harnesses, drivers, and stubs

Image by Kevin Dooley under Creative Commons license

Ch 17, slide 6

Scaffolding ...

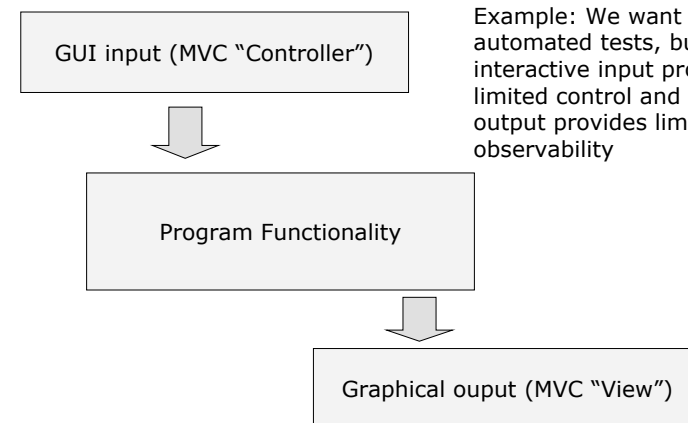
- Test driver
 - A “main” program for running a test
 - May be produced before a “real” main program
 - Provides more control than the “real” main program
 - To driver program under test through test cases
- Test stubs
 - Substitute for called functions/methods/objects
- Test harness
 - Substitutes for other parts of the deployed environment
 - Ex: Software simulation of a hardware device



(c) 2007 Mauro Pezzè & Michal Young

Ch 17, slide 7

Controllability & Observability



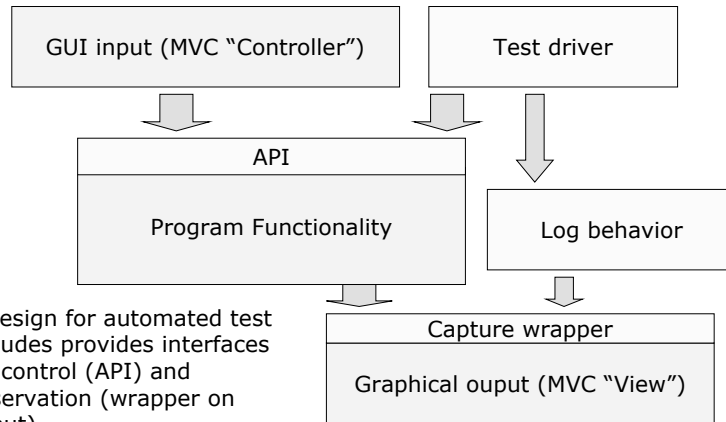
Example: We want automated tests, but interactive input provides limited control and graphical output provides limited observability



(c) 2007 Mauro Pezzè & Michal Young

Ch 17, slide 8

Controllability & Observability



A design for automated test includes provides interfaces for control (API) and observation (wrapper on output).



(c) 2007 Mauro Pezzè & Michal Young

Ch 17, slide 9

Generic or Specific?

- How general should scaffolding be?
 - We could build a driver and stubs for each test case
 - ... or at least factor out some common code of the driver and test management (e.g., JUnit)
 - ... or further factor out some common support code, to drive a large number of test cases from data (as in DDSteps)
 - ... or further, generate the data automatically from a more abstract model (e.g., network traffic model)
- A question of costs and re-use
 - Just as for other kinds of software



(c) 2007 Mauro Pezzè & Michal Young

Ch 17, slide 10

Oracles

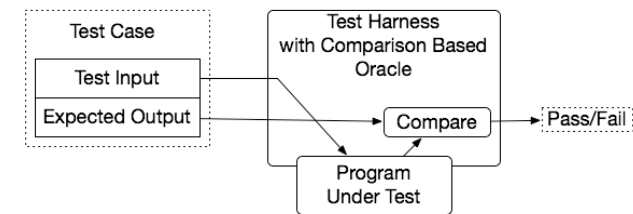
- Did this test case succeed, or fail?
 - No use running 10,000 test cases automatically if the results must be checked by hand!
- Range of specific to general, again
 - ex. JUnit: Specific oracle ("assert") coded by hand in each test case
 - Typical approach: "comparison-based" oracle with predicted output value
 - Not the only approach!



(c) 2007 Mauro Pezzè & Michal Young

Ch 17, slide 11

Comparison-based oracle



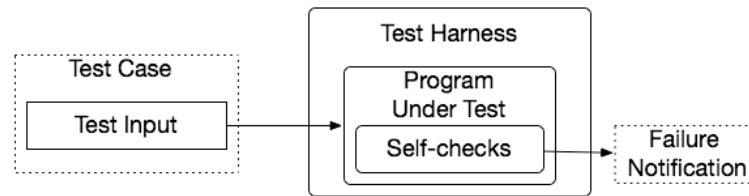
- With a comparison-based oracle, we need predicted output for each input
 - Oracle compares actual to predicted output, and reports failure if they differ
- Fine for a small number of hand-generated test cases
 - E.g., for hand-written JUnit test cases



(c) 2007 Mauro Pezzè & Michal Young

Ch 17, slide 12

Self-Checking Code as Oracle



- An oracle can also be written as *self-checks*
 - Often possible to judge correctness without predicting results
- Advantages and limits: Usable with large, automatically generated test suites, but often only a *partial* check
 - e.g., structural invariants of data structures
 - recognize *many* or *most* failures, but not all



(c) 2007 Mauro Pezzè & Michal Young

Ch 17, slide 13

Capture and Replay

- Sometimes there is no alternative to human input and observation
 - Even if we separate testing program functionality from GUI, some testing of the GUI is required
- We can at least cut *repetition* of human testing
- *Capture* a manually run test case, *replay* it automatically
 - with a comparison-based test oracle: behavior same as previously accepted behavior
 - reusable only until a program change invalidates it
 - lifetime depends on abstraction level of input and output



(c) 2007 Mauro Pezzè & Michal Young

Ch 17, slide 14

Summary

- Goal: Separate creative task of test design from mechanical task of test execution
 - Enable generation and execution of large test suites
 - Re-execute test suites frequently (e.g., nightly or after each program change)
- Scaffolding: Code to support development and testing
 - Test drivers, stubs, harness, including oracles
 - Ranging from individual, hand-written test case drivers to automatic generation and testing of large test suites
 - Capture/replay where human interaction is required



(c) 2007 Mauro Pezzè & Michal Young

Ch 17, slide 15